


City of Mineola, Texas
Quarterly Investment Report
Quarter Ending June, 2024

Portfolio	6/30/2024	6/30/2023
	Value	Value
Cash	\$ 2,257,587.15	\$ 1,912,772.52
Investment Pools	\$ 6,314,767.09	\$ 7,238,371.04
Certificates of Deposit	\$ -	\$ 606,427.40
Total Investments	\$ 8,572,354.24	\$ 9,757,570.96

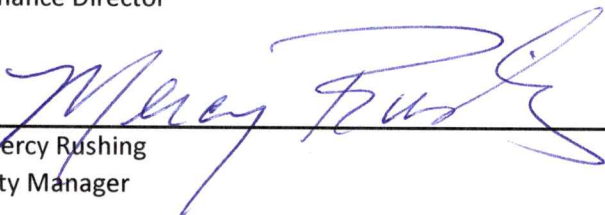
Interest Earned YTD	\$ 229,113.69
Interest Earned YTD 2023	\$ 261,847.37
Weighted Average Yield	4.07%
Weighted Average Maturity	0.27

The above investment was made in accordance with the City of Mineola Investment Policy.



 Cindy Karch
 Finance Director

 7/10/2024
 Date



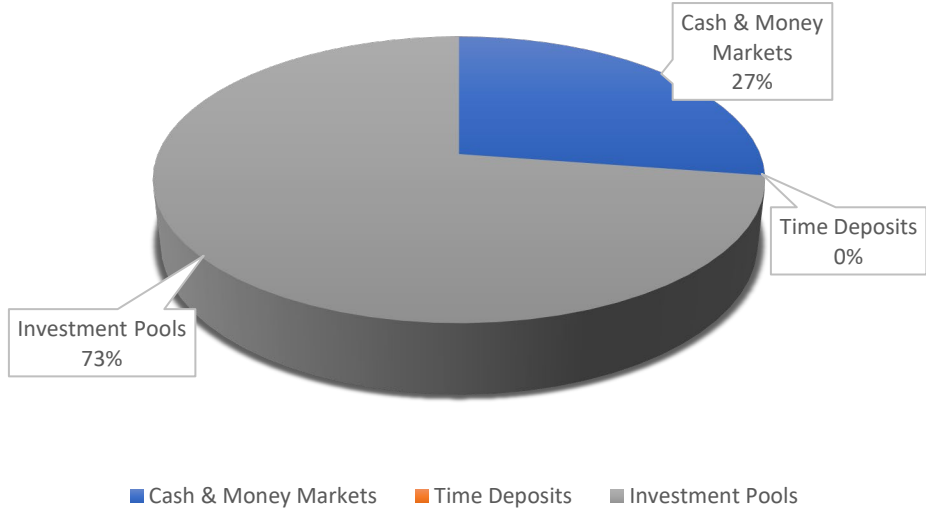
 Mercy Rushing
 City Manager

 7/10/2024
 Date

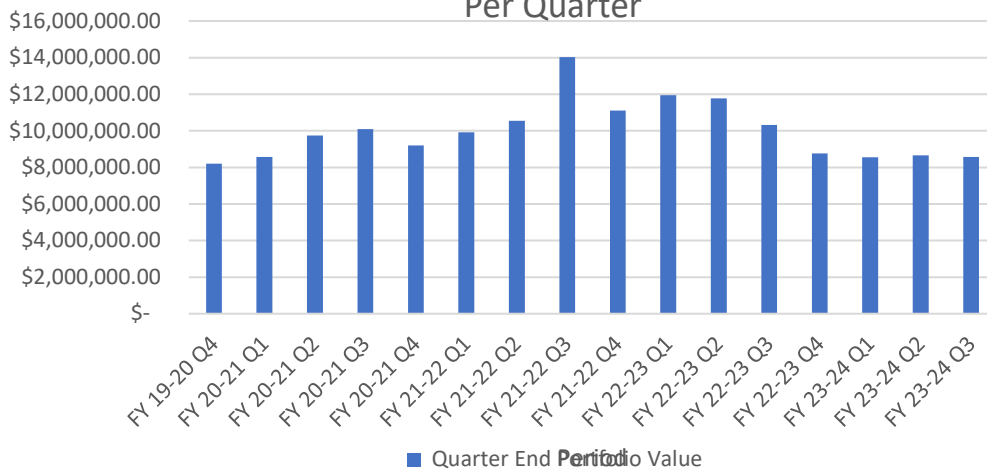
City of Mineola, Texas
Cash and Investment Summary
For Quarter Ending June 30, 2024

Description	Investment	Avg Yield	Purchase Date	Maturity Date	Days to Maturity	Value 3/31/2024	Deposits/Purchases	Withdrawals/Maturities	Interest this Quarter	Value 6/30/2024	% of Total Portfolio	WAY	WAM
Consolidated Funds													
Consolidated Funds	LOGIC	5.43%	6/30/2024	6/30/2024	0	\$ 506,611.60	\$ 1,000,000.00	\$ -	\$ 8,517.56	\$ 1,515,129.16	17%	0.95%	0.00
Consolidated Funds	TexPool Prime	5.46%	6/30/2024	6/30/2024	0	\$ 3,054,071.68	\$ 626,290.11	\$ -	\$ 50,171.47	\$ 3,730,533.26	43%	2.34%	0.000
Mineola EDC	TexPool Prime	5.46%	6/30/2024	6/30/2024	0	\$ 1,054,672.79	\$ -	\$ -	\$ 14,431.88	\$ 1,069,104.67	12%	0.67%	0.000
TOTAL		5.45%				\$ 4,615,356.07	\$ 1,626,290.11	\$ -	\$ 73,120.91	\$ 6,314,767.09	73%		
Cash Accounts													
Consolidated Cash	City National Bank	0.45%		6/30/2024	1	\$ 1,262,263.54	\$ 2,351,904.95	\$ 2,417,117.26	\$ 1,544.43	\$ 1,198,595.66	14%	0.06%	0.138
Grant Fund (ARPA)	City National Bank	0.40%		6/30/2024	1	\$ 46,648.88	\$ 169,647.65	\$ 216,323.84	\$ 27.31	\$ 0.00	0%	0.00%	0.000
Grant Fund (TxCDBG)	City National Bank	0.00%		6/30/2024	1	\$ 100.00	\$ -	\$ -	\$ -	\$ 100.00	0%	0.00%	0.000
Investment Acct	City National Bank	0.45%		6/30/2024	1	\$ 1,637,379.31	\$ 626,290.11	\$ 1,626,290.11	\$ 1,717.53	\$ 639,096.84	7%	0.03%	0.073
Master Clearing	City National Bank	0.00%		6/30/2024	1	\$ 108,570.58	\$ 2,073,428.34	\$ 2,049,362.73	\$ -	\$ 132,636.19	2%	0.00%	0.015
Mineola EDC	City National Bank	0.30%		6/30/2024	1	\$ 379,637.72	\$ 144,184.30	\$ 125,928.26	\$ 240.90	\$ 398,134.66	5%	0.01%	0.046
Police Drug Seizure Fund	City National Bank	0.45%		6/30/2024	1	\$ 13,710.21	\$ -	\$ -	\$ 15.39	\$ 13,725.60	0%	0.00%	0.002
TOTAL		0.29%				\$ 3,448,310.24	\$ 5,365,455.35	\$ 6,435,022.20	\$ 3,545.56	\$ 2,382,288.95	27%		
Total Cash and Investments		1.44%				\$ 8,063,666.31	\$ 6,991,745.46	\$ 6,435,022.20	\$ 76,666.47	\$ 8,697,056.04	100%	4.07%	0.274

Investment Summary



Total Portfolio Balance Per Quarter



Interest Earned Per Quarter

